

BIRD DONOR WALL



BIRD DONOR WALL

A work of art in its own right, the Bird Donor Wall stands at the entrance to the Discovery Hills and the Splash n’ Play area inspiring children and adults alike.

The wall is a canvas for a colorful mosaic composed of metal panels with silhouettes of native birds. The colors of each panel are inspired by the Texas wetlands.

As a complement to the existing butterfly Donor Wall, the bird wall will provide opportunities for families to enjoy choosing from a selection of images and colors corresponding to their level of donation.

Donation Range:

LEVEL 1:
\$1,500

LEVEL 2:
\$2,500

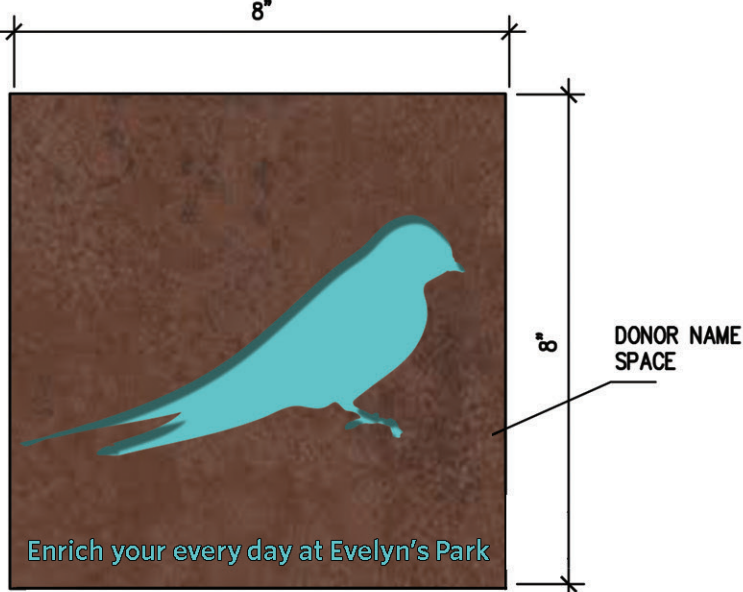
LEVEL 3:
\$3,500

Available: 176




BIRD DONOR WALL

LEVEL 3



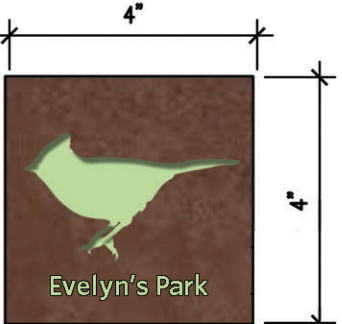
BARN SWALLOW

LEVEL 2



NORTHERN CARDINAL

LEVEL 1



TUFTED
TITMOUSE



RED-TAILED HAWK



GREAT HORNED OWL



RUDDY DUCK



RUBY-THROATED
HUMMINGBIRD



MOCKINGBIRD



WOODPECKER



BLUE JAY



PINE WARBLER



BIRD SPECIES



BARN SWALLOW
Hirundo rustica

HABITAT: Wetlands, meadow, farmland
RESIDENCE: Migrates but is seen often in the area



RED-TAILED HAWK
Buteo jamaicensis

RESIDENCE: Open fields, woodland
RESIDENCE: Resides fall through Spring



GREAT HORNED OWL
Bubo virginianus

RESIDENCE: Forest, wetland
RESIDENCE: Resides year-round



RUDDY DUCK
Oxyura jamaicensis

HABITAT: Wetland
RESIDENCE: Fall through Spring



NORTHERN CARDINAL
Cardinalis cardinalis

RESIDENCE: Woodland
RESIDENCE: Resides year-round



RUBY-THROATED HUMMINGBIRD
Cardinalis cardinalis

RESIDENCE: Woodland, meadow
RESIDENCE: Resides year-round



NORTHERN MOCKINGBIRD
Mimus polyglottos

HABITAT: Prairie, meadow, farmland
RESIDENCE: Resides year-round



WOODPECKER
Dryobates pubescens

HABITAT: Forest
RESIDENCE: Resides year-round



TUFTED TITMOUSE
Baeolophus bicolor

HABITAT: Woodland
RESIDENCE: Resides year-round



BLUE JAY
Cyanocitta cristata

HABITAT: Forest
RESIDENCE: Resides year-round



PINE WARBLER
Dendroica pinus

HABITAT: Forest
RESIDENCE: Resides in Winter